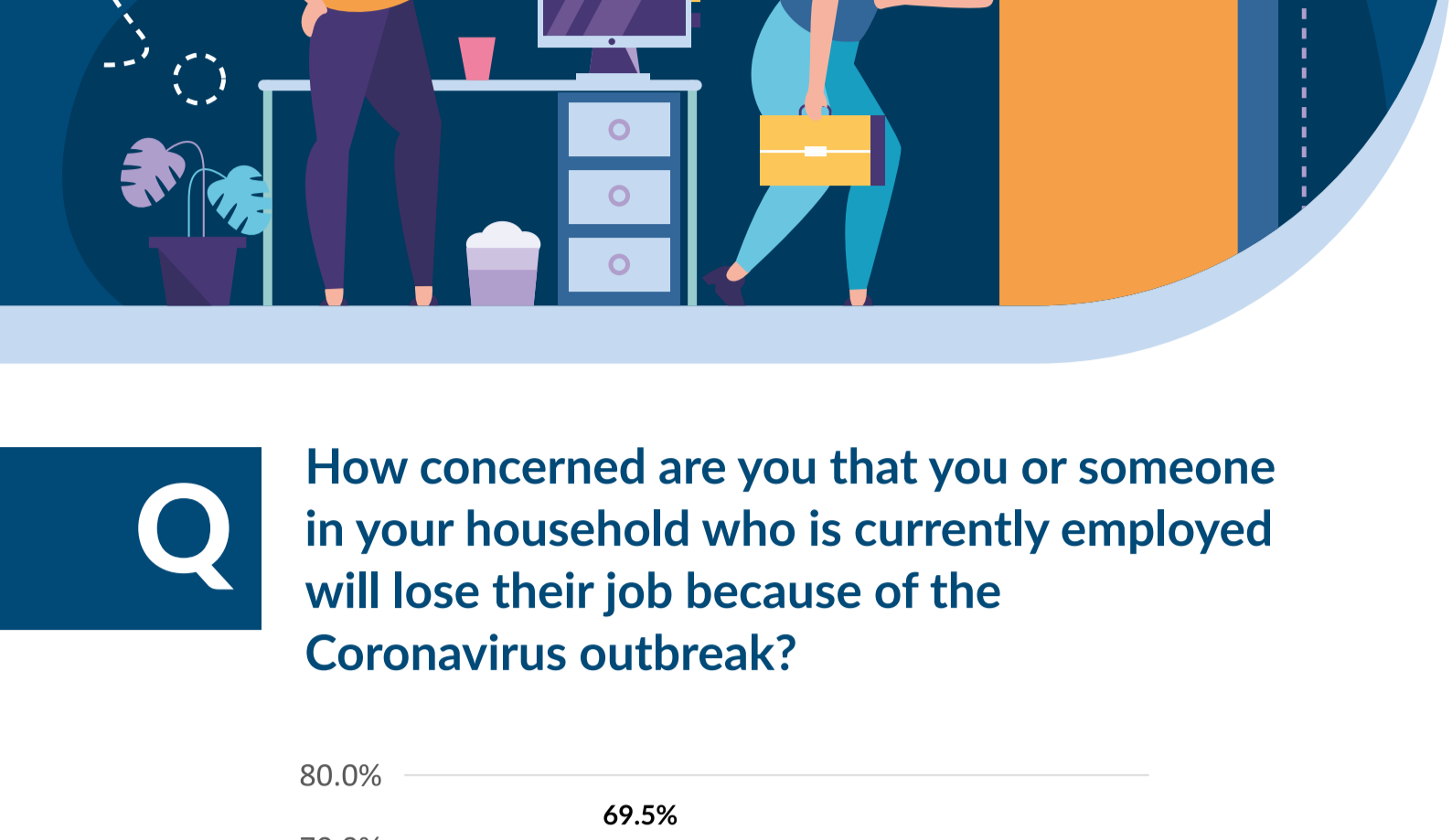


# COVID-19 POLL

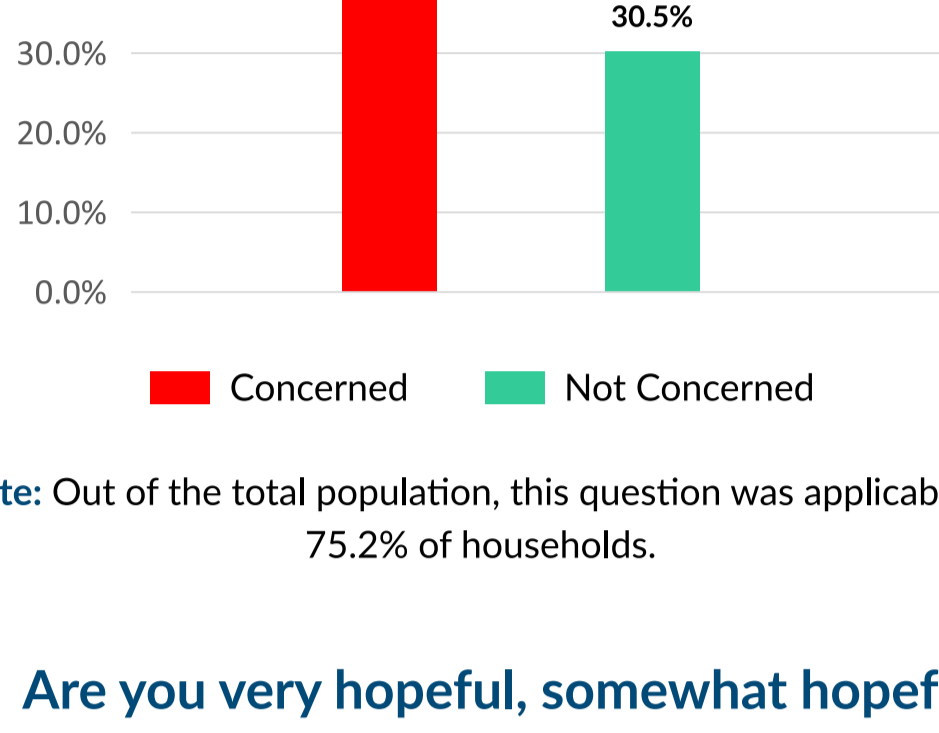
69.5% of Indians express concern about losing jobs because of the Coronavirus outbreak

Team CVoter conducted a survey during 8<sup>th</sup>-12<sup>th</sup> May 2020 to find out about the economic wellbeing of Indians across the country amidst the Coronavirus. These respondents were asked about the impact of the nationwide Coronavirus lockdown on their work-home life, working patterns, income, job security and optimism about the future.

In today's infographic, Team Polstrat breaks down the fear in Indians about the impact of the Coronavirus crisis on their jobs and the overall economy.

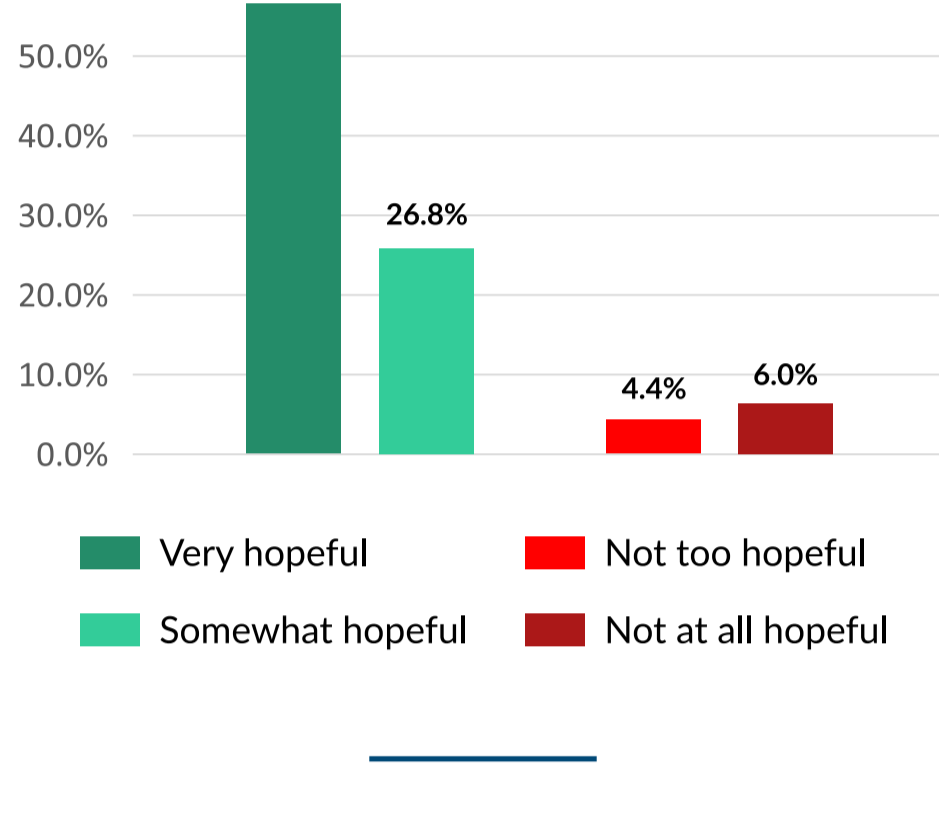


## Q How concerned are you that you or someone in your household who is currently employed will lose their job because of the Coronavirus outbreak?



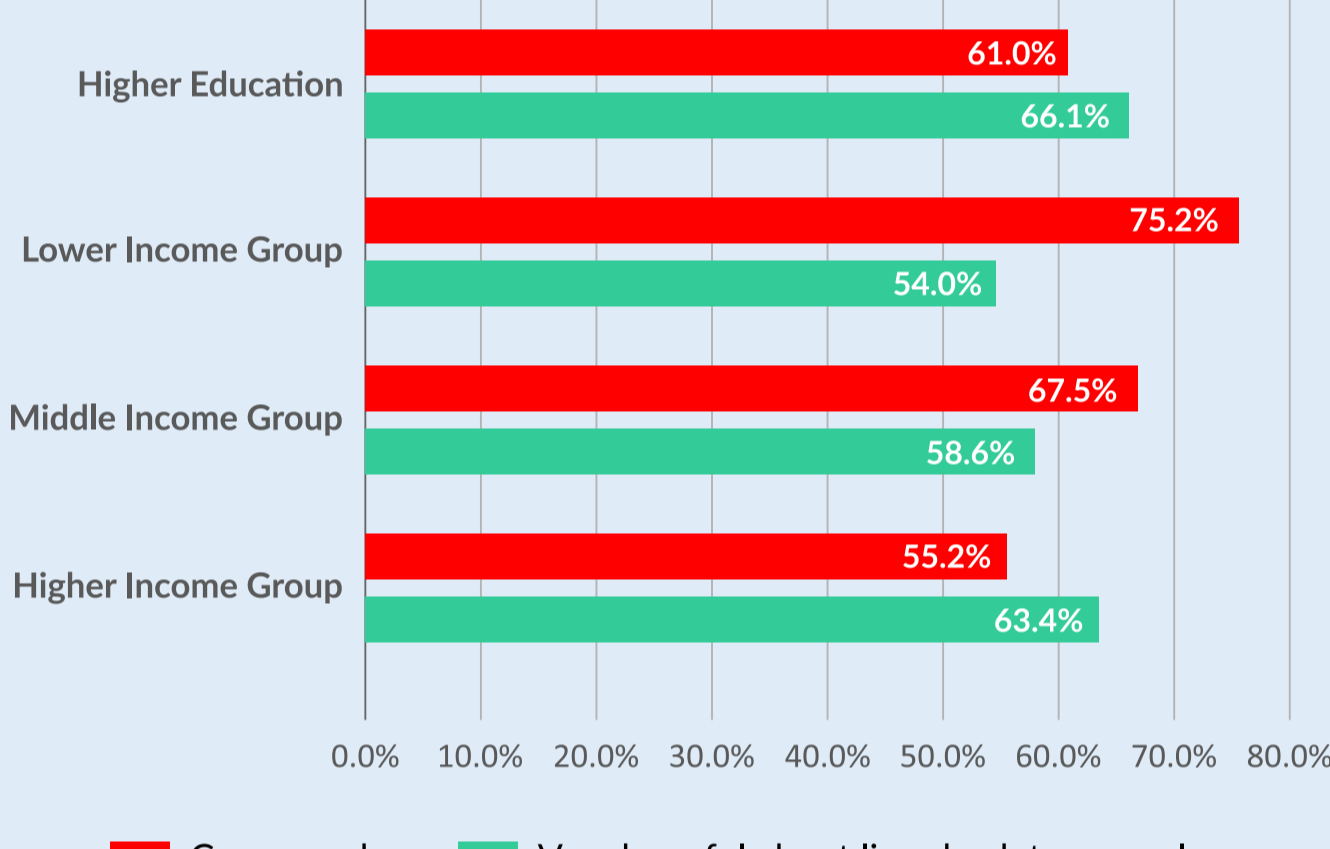
Note: Out of the total population, this question was applicable to 75.2% of households.

## Q Are you very hopeful, somewhat hopeful, not too hopeful, or not at all hopeful that you and your family will be able to get your lives back to normal after the outbreak is over?

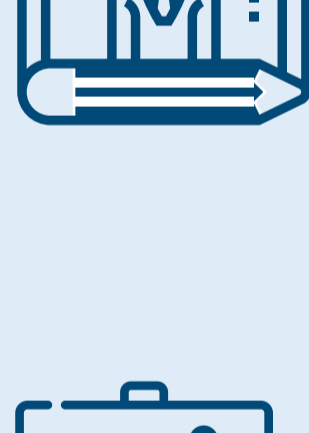


Overall, we observe that while 69.5% of households are concerned about losing their jobs, 57% still remain very hopeful that things will be back to normal after the Coronavirus outbreak is over.

## Demographic Breakdown: Education and Income Groups



Respondents in lower-income (75.2%) and education (73.7%) groups are the most concerned about losing their jobs. However, these groups are still very optimistic about things getting "back to normal" after the outbreak is over, with 55.4% of those in the lower education groups and 54% in lower income groups stating the same.

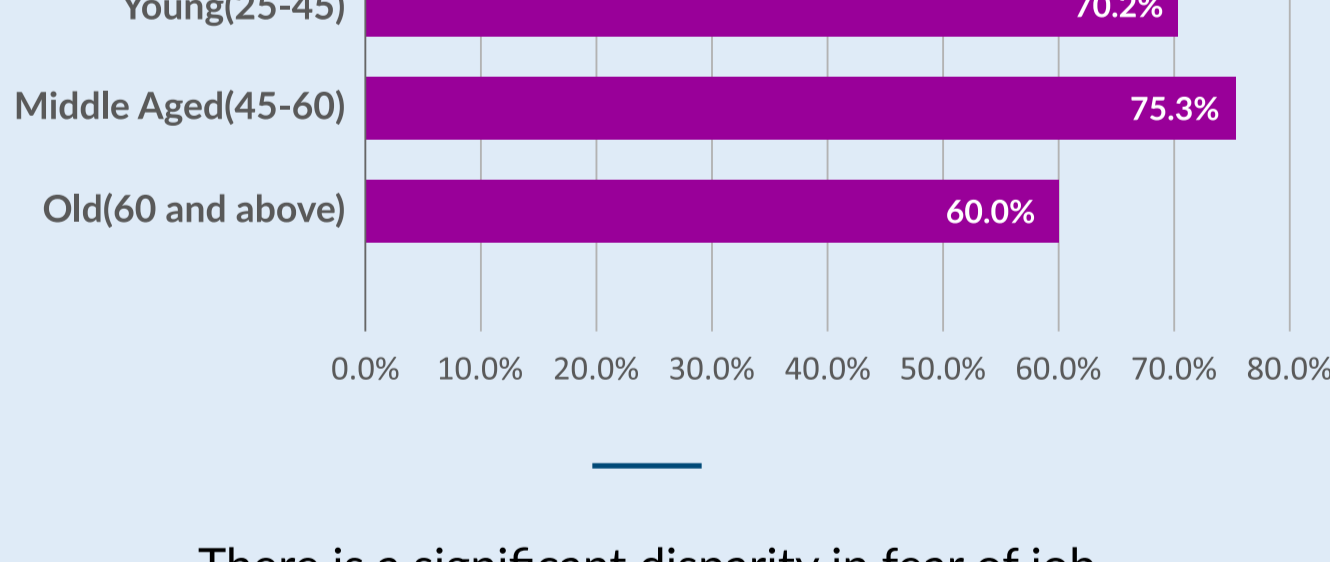


Meanwhile, the majority of those in higher education (61%) and income groups (55.2%) are still concerned about losing their jobs, however, this percentage is lower than those in middle and lower groups.



High education and income group respondents are also the most optimistic with 66.1% and 63.4% of respondents in those groups respectively stating they are very hopeful that things will be back to normal after the outbreak is over.

## Which age groups are most concerned about losing their jobs?



There is a significant disparity in fear of job losses by age groups.

### Respondents who reported the highest percentage of fear of job loss

75.3% Middle Age Group, 70.2% Youngsters, 69.4% Freshers

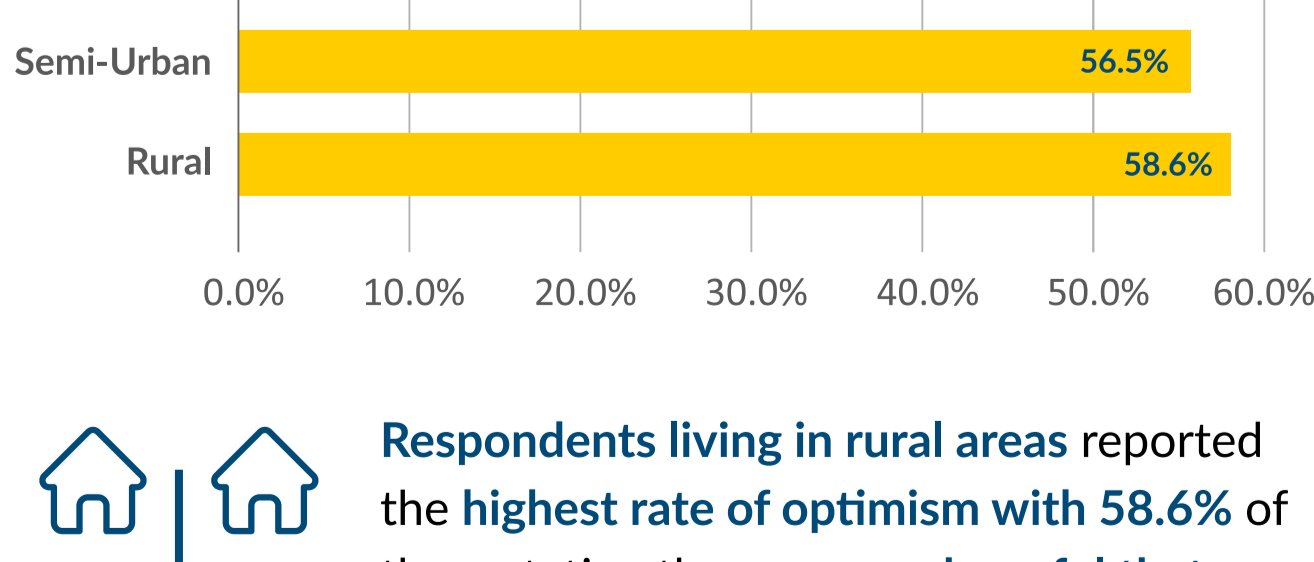
### Respondents who reported the lowest percentage of fear of job loss

60% Older Age Group



It should also be noted that these figures are also similar to reports of actual job loss for those age groups, with middle age groups (45-60) reporting the highest percentage of job loss and older age groups reporting the lowest.

## Is urban India more optimistic about the future than rural India?



Respondents living in rural areas reported the highest rate of optimism with 58.6% of them stating they are very hopeful that things will get back to normal after the outbreak. Those living in urban areas reported the lowest level of optimism with only 48.3% of respondents stating they were very hopeful that things will go back to normal.

All survey findings and projections are based on the Team CVoter COVID 19 survey carried out in May 2020 among 18+ adults statewide, including every major demographic.

The data is weighted to the known demographic profile of every state, including age group, social group, income, region, gender and education levels. (Sample Size: 1423)



SPR | Social Media Partner

For more information, visit polstrat.com | teamcvoter.com